

# ASSEMBLY INSTRUCTION

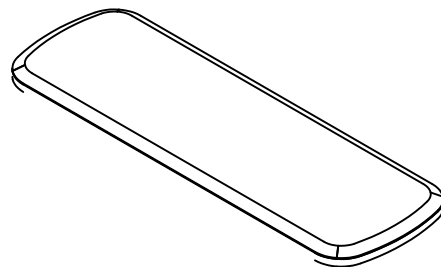
LPT20 - CONSOLE TABLE

## HARDWARE LIST

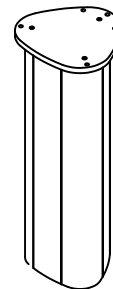
NO	HARDWARE NAME	IMAGE	QTY (PCS)
①	BOLT M8x25		8 PCS
②	BOLT M8x70		3 PCS
③	SPRING WASHER M8		11 PCS
④	FLAT WASHER M8		11 PCS
⑤	ALLEN KEY M4		1 PC
⑥	WOODEN DOWEL		2 PCS

## PART LIST

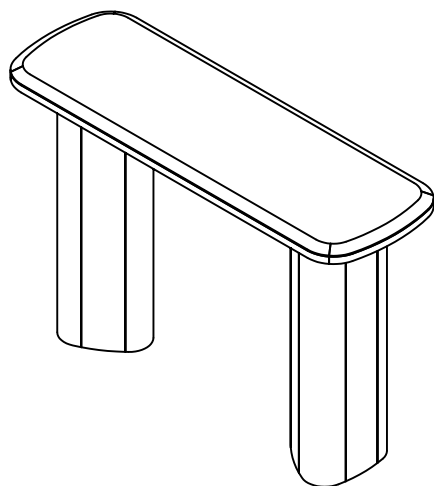
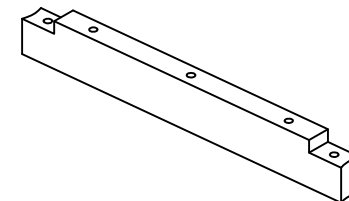
**A** TABLE TOP = 1 PC



**B** LEGS = 2 PCS



**C** STRECHER = 1 PC



## STEP 1

