

ASSEMBLY INSTRUCTION

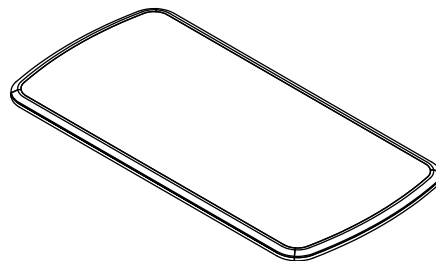
LPT08 - DINING TABLE

HARDWARE LIST

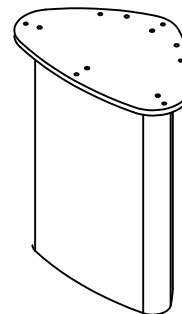
NO	HARDWARE NAME	IMAGE	QTY (PCS)
①	BOLT M8x25		12 PCS
②	BOLT M8x80		6 PCS
③	SPRING WASHER M8		18 PCS
④	FLAT WASHER M8		18 PCS
⑤	ALLEN KEY M4		1 PC
⑥	WOODEN DOWEL		4 PCS

PART LIST

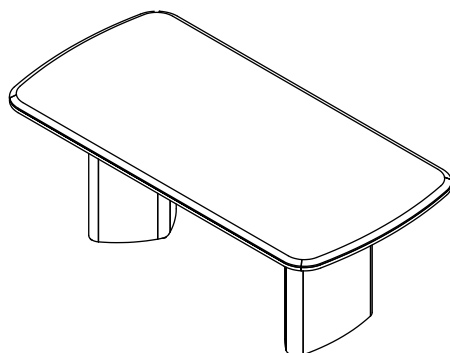
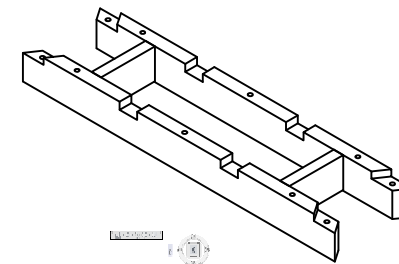
A TABLE TOP = 1 PC



B LEGS = 2 PCS



C STRECHER FRAME = 1 PC



STEP 1

