





ASSEMBLY INSTRUCTION


HSD25-DRESSING TABLE

HARDWARE LIST

NO	HARDWARE NAME	FIG	QTY (PCS)
①	ALLEN KEY M4		1
②	BOLT M6*40		8

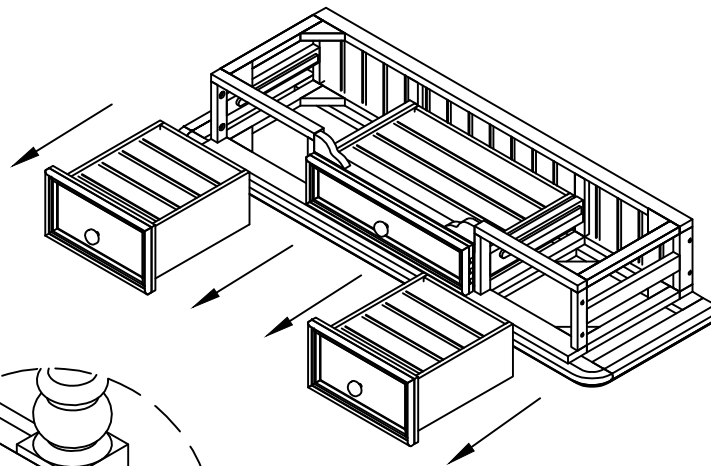
PART DETAIL

NO	NAME	IMAGE	QTY (PCS)
Ⓐ	TOP FRAME		1
Ⓑ	SIDE FRAME		2



HSD25

STEP 1 :



STEP 2 :

